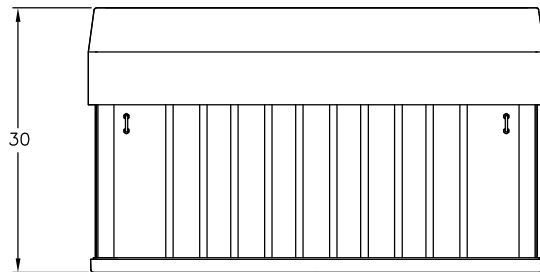


SPECIFICATIONS/DATA

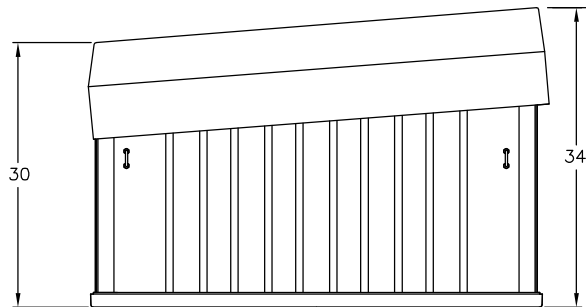
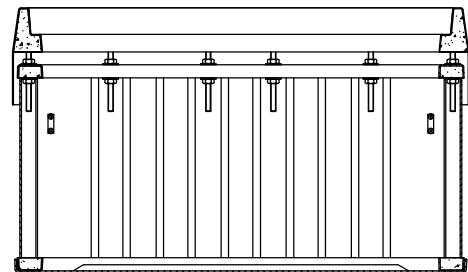
ADJUST-TO-GRADE OPTION

ADJUST-TO-GRADE (ATG) BOXES

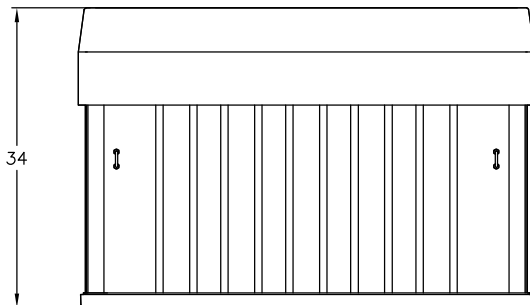
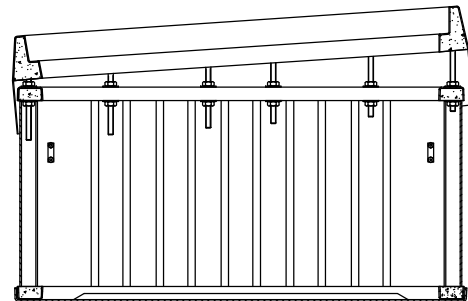
- 30" DEEP BOX USED FOR ILLUSTRATION
- ADJUST-TO-GRADE AVAILABLE IN CORRUGATED WALL ASSEMBLIES 30 X 48 AND LARGER (30, 36 & 48 DEEP MAY BE MADE AS ADJUST-TO-GRADE BY REPLACING B WITH LETTER G - EXAMPLE: G1A304830A).
- TILTING TO 4 INCHES CAN BE MADE IN MINUTES. NO GROUTING NECESSARY AND ADJUSTMENTS CAN BE MADE DURING INSTALLATION OR AT ANY TIME AFTERWARDS.
- IDEAL WHEN FINAL GRADE IS NOT KNOWN AT THE TIME OF INSTALLATION OR DURING REPAVING.



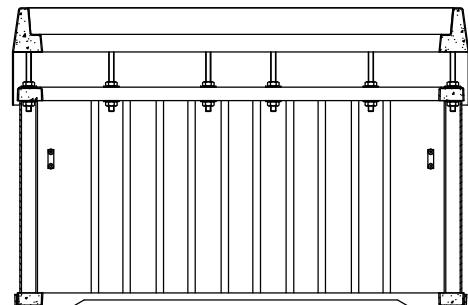
COLLAR DOWN



COLLAR AT FULL ANGLE

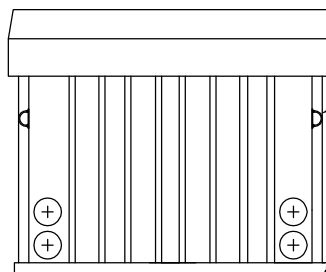


COLLAR UP



ELEVATIONS

SECTIONS



U-BOLTS for Lifting Purposes 4 places

